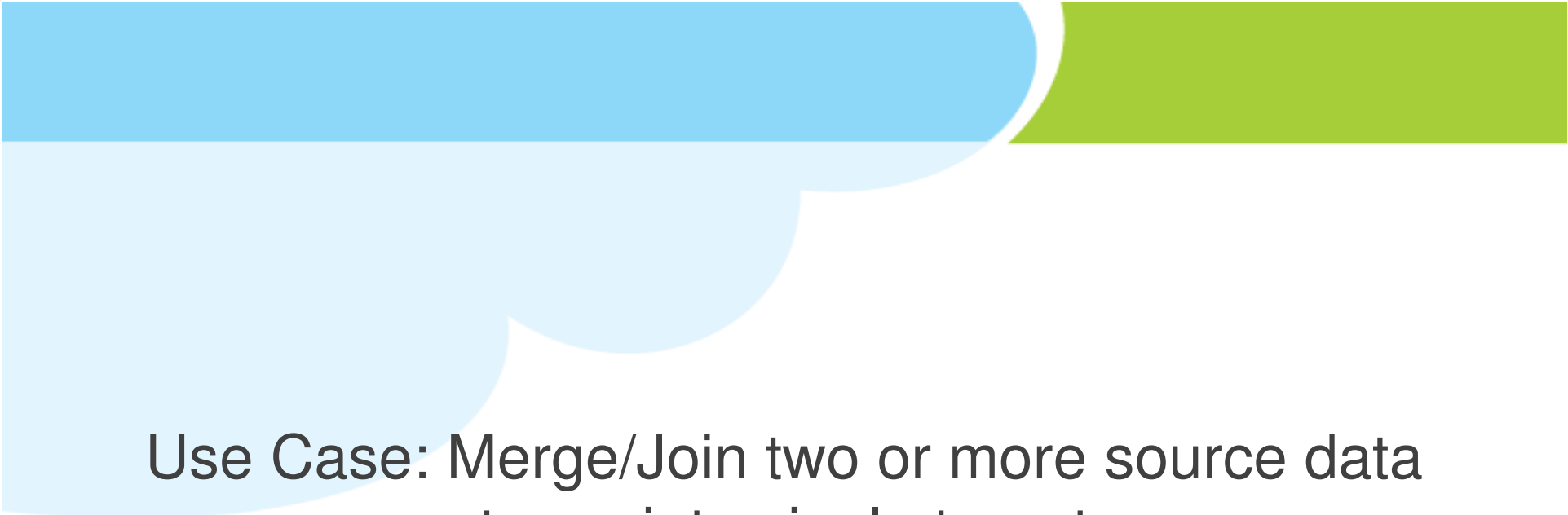


Leading the **Integration** Revolution

Your business problems have changed.
Why hasn't your integration solution?



ADEPTIA



Use Case: Merge/Join two or more source data types into single target

Use cases description

Merge data from two excel datasheets into a tab delimited file.

datasheet 1

A	B	C	D	E
ID	Name	Address	City	State
123	Artesia	1 California St	San Francisco	CA
345	Eureka	2 Clark St	Chicago	IL

datasheet 2

A	B	C
ID	Type	Description
123	Retail	Custom flower decorations
345	Beverage	Micro brewery

Merge →

Target

A	B	C	D	E	F	G	H	I
ID	Name	Address	City	State	Type	Description		
123	Artesia	1 California St	San Franci	CA	Retail	Custom flower decorations		
345	Eureka	2 Clark St	Chicago	IL	Beverage	Micro brewery		



Let's build the process flow

Design methodology

Design

Design a high level process flow

Configure

Configure all the activities in the process flow

Deploy

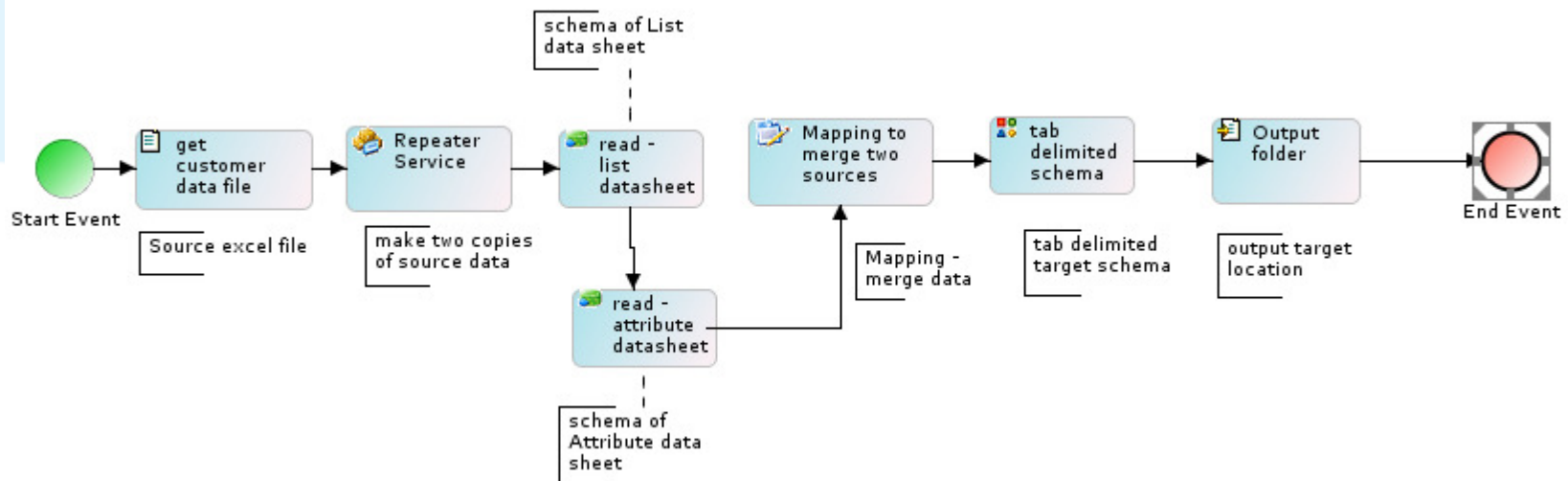
Attach the process flow to an Event to trigger the process automatically.

Design: First let's create a Top level design of the solution using the Process Designer

Go to Develop > Process > Process Flow

Create new and in the designer, design a top-level flow by pulling the icons from the palette area.

Refer to the demo and tutorial videos on how to design a process flow..



Configure: Source and Target activities

File Source

Home | **Develop** | Monitor | Administer

Getting Started | Projects | Solutions | Process | Services | Events | Web Forms | Reports and Dashboards

Services > Source > File ✓

Delete + Create New Quick

Name	Description	Owner	Project Name
Customer_Data_source ✓	excel sheets with list and attributes	demouser	UseCase_MergeData...

File Target

Home | **Develop** | Monitor | Administer

Getting Started | Projects | Solutions | Process | Services | Events | Web Forms | Reports and Dashboards

Services > Target > File ✓

Delete + Create New Quick

Name	Description	Owner	Project Name
Customer_consolidation_output ✓	output data location	demouser	UseCase_MergeData...

Configure: Source and Target Schemas

Source Excel schema

<input type="checkbox"/>	Name	Description	Owner	Project Name
<input type="checkbox"/>	Customer_attribute_schema ✓	attribute schema	demouser	UseCase_MergeData...
<input type="checkbox"/>	Customer_list_schema ✓	list schema	demouser	UseCase_MergeData...

Target Text schema

<input type="checkbox"/>	Name	Description	Owner	Project Name
<input type="checkbox"/>	Customer_consolidation_schema ✓	tab delimited schema	demouser	UseCase_MergeData...

Configure: Mapping - merge sources into single output

Services > Data Transformation > Data Mapping ✓

Delete + Create New Quick

Name	Description	Owner	Project Name
UseCase_Merge_mapping ✓	merge two data sources into single target	demouser	UseCase_MergeData...

Data Mapper XSL Debugger

Current Element : Type

Structure_of_source_XSD

- Root (Customer_list_schema)
 - Record (F) ✓
 - @ recordNumber
 - ID (integer) (M)
 - Name (string) (M)
 - Address (string) (M)
 - City (string) (M)
 - State (string) (M)
 - Root (Customer_attribute_schema)
 - Record (M) ✓
 - @ recordNumber
 - ID (integer)
 - Type (string)
 - Description (string)

Structure_of_destination_XSD

- Root (Customer_consolidation_schema)
 - Record (F) ✓
 - @ recordNumber
 - ID (string) (M)
 - Name (string) (M)
 - Address (string) (M)
 - City (string) (M)
 - State (string) (M)
 - Type (string) (M, LV) ✓ ✓
 - Description (string) (M, LV) ✓ ✓

Math String Date Aggregation Conditional Axis Boolean Context XSL Template DB

Mapping Rules Textual Rules Local Variables Properties

Node Global

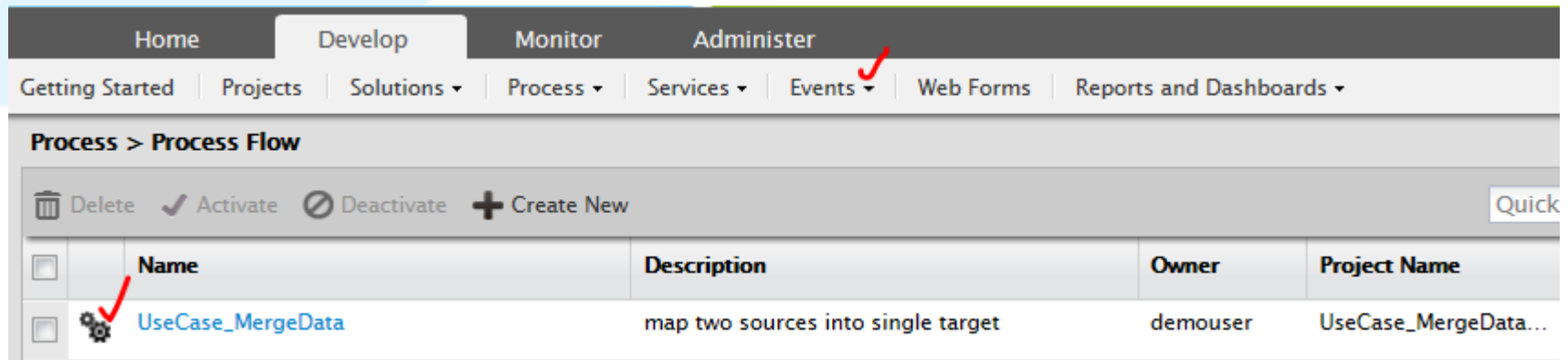
```
$Input_Customer_attribute_schema/Root/Record[ID = $varID]/Type ✓
```

Local Variables

- CurrentVariables
 - \$varID (\$Input_Customer_list_schema/Root/Record/ID) ✓
 - AncestorVariables
 - Custom Methods
 - Keys

Deploy: Run Process flow

Right click on the process flow name and click on Bind Events option to attach the flow to run automatically. You can also manually execute the flow by clicking on the Execute icon next to the flow name. Refer to the Use Case video.



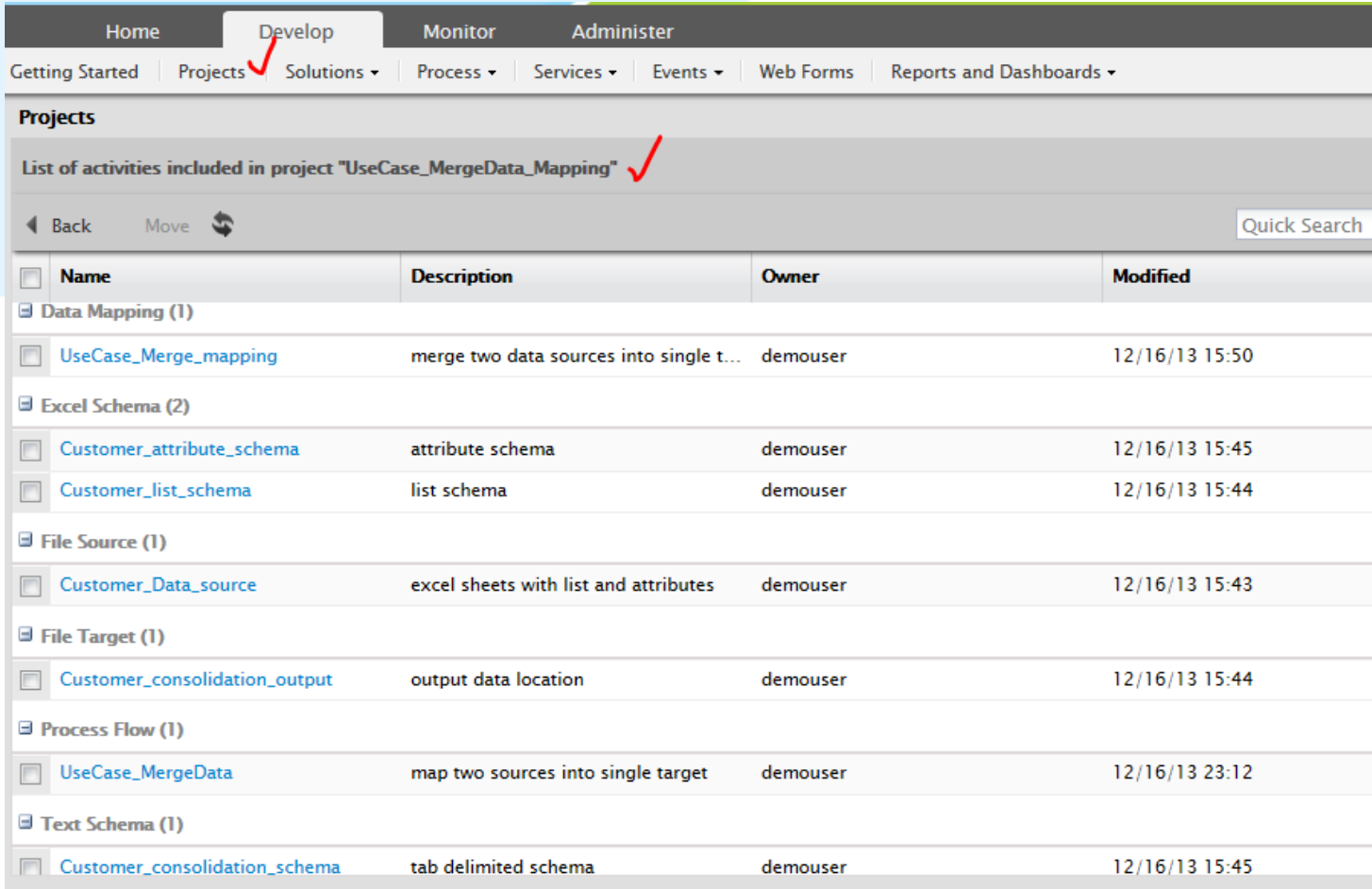
The screenshot shows a web application interface with a navigation bar at the top. The 'Administer' tab is selected, and the 'Events' dropdown menu is open, with a red checkmark next to the 'Bind Events' option. Below the navigation bar, the 'Process > Process Flow' section is visible. It includes a toolbar with 'Delete', 'Activate', 'Deactivate', and 'Create New' buttons. A table lists process flows with columns for 'Name', 'Description', 'Owner', and 'Project Name'. The 'UseCase_MergeData' flow is highlighted, and a red checkmark is next to its 'Execute' icon.

	Name	Description	Owner	Project Name
<input type="checkbox"/>	UseCase_MergeData	map two sources into single target	demouser	UseCase_MergeData...

Managing the activities created for this use case

You can manage and view all the activities of this use case by going to Develop > Projects

It will show all the activities configured for this process under its related categories. You can open any category to view its activities.



The screenshot shows the Adeptia web interface. The top navigation bar includes 'Home', 'Develop' (highlighted with a red checkmark), 'Monitor', and 'Administer'. Below this is a secondary menu with 'Getting Started', 'Projects' (highlighted with a red checkmark), 'Solutions', 'Process', 'Services', 'Events', 'Web Forms', and 'Reports and Dashboards'. The main content area is titled 'Projects' and displays a list of activities for the project 'UseCase_MergeData_Mapping' (also highlighted with a red checkmark). The list is organized into categories: Data Mapping (1), Excel Schema (2), File Source (1), File Target (1), Process Flow (1), and Text Schema (1). Each activity row includes a checkbox, the activity name, a description, the owner (demouser), and the modification date and time.

<input type="checkbox"/>	Name	Description	Owner	Modified
Data Mapping (1)				
<input type="checkbox"/>	UseCase_Merge_mapping	merge two data sources into single t...	demouser	12/16/13 15:50
Excel Schema (2)				
<input type="checkbox"/>	Customer_attribute_schema	attribute schema	demouser	12/16/13 15:45
<input type="checkbox"/>	Customer_list_schema	list schema	demouser	12/16/13 15:44
File Source (1)				
<input type="checkbox"/>	Customer_Data_source	excel sheets with list and attributes	demouser	12/16/13 15:43
File Target (1)				
<input type="checkbox"/>	Customer_consolidation_output	output data location	demouser	12/16/13 15:44
Process Flow (1)				
<input type="checkbox"/>	UseCase_MergeData	map two sources into single target	demouser	12/16/13 23:12
Text Schema (1)				
<input type="checkbox"/>	Customer_consolidation_schema	tab delimited schema	demouser	12/16/13 15:45

Leading the
Integration
Revolution

Your business problems have changed.
Why hasn't your integration solution?

Thank You!



ADEPTIA